



newedge |microbials
Growing Better



NexusProvide

Biofertiliser

Broadacre and Horticultural Crops

Mycorrhizae – Growth Stimulating Fungi

Beneficial root colonising fungi that can solubilise soil nutrients and aid the transport of water, increasing crop resilience and productivity.



Active Ingredients: Arbuscular Mycorrhizal Fungi 2000 spores per gram of *Rhizophagus irregularis* (previously known as *Glomus intraradices*) at time of manufacturing.



newedge |microbials
Growing Better

nem.com.au

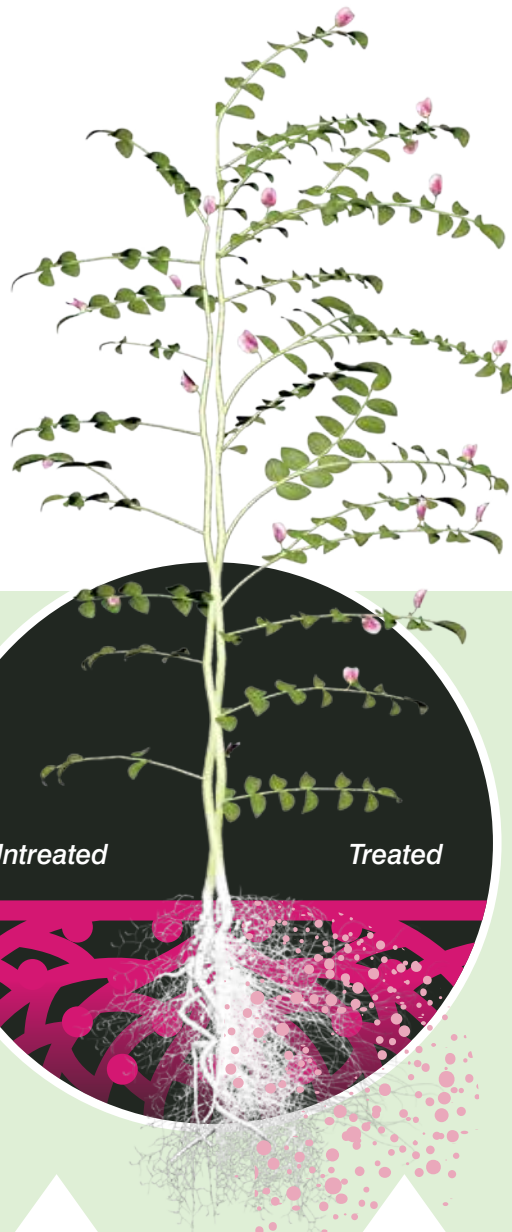
Benefits: of Mycorrhizal Technology

Arbuscular Mycorrhizal Fungi (AMF) can play an essential role in plant growth, and soil quality, enhancing the yield of a wide range of agricultural crops.

The fungal hyphae can spread throughout the soil surrounding the plant's root system, increasing a plants ability to explore soil areas, accessing water and nutrients.



BIOFERTILISER
NexusProvide TDS / HORTICULTURAL



Greatly improved soil structure through the production of humic compounds and organic 'glues' (glomalin) that bind soil into aggregates and improve soil porosity.



Enhanced phosphorus transport through the increased fungal network, that enables and maintains P transport to the plant for longer periods.



Improved water uptake.



Improved nutrient uptake. Including phosphorus, iron and other partially soluble soil nutrients.



Substantially increased effective root mass.



No withholding periods.

NexusProvide

Horticultural Crops

BIOFERTILISER
NexusProvide TDS / HORTICULTURAL



Directions for Use

BEST PRACTICE TIPS	NexusProvide Inoculant must come into contact with the growing root or seed to be effective.
	Spray apply with flood spray nozzles, with upstream 250 micron (0.25mm, 60 U.S. Mesh Size) screens to avoid blockages.
	NexusProvide requires adequate agitation prior to and during application
PERIOD OF APPLICATION	Repeat applications are likely to have a cumulative effect on Mycorrhizal infection of root systems.
NOTATIONS	NexusProvide is not suitable for foliar application.
	NexusProvide is compatible with other microbial technologies offered by New Edge Microbials and may have synergistic beneficial effects on plants.
	See Application Rates Chart for crop specificity, application rates and application methodology.

Recommendations

OPTIMUM EFFICACY	SOIL CONDITIONS	APPLICATION COMPATIBILITY	STORAGE AND SHELF LIFE
Ensure constant agitation in tank.	To optimise performance, apply to moist soil.	Compatibility needs to be looked at from both a physical and biological stance, as microbes are living organisms. Due to unknown formulation changes with other manufacturers beyond the control of New Edge Microbials, it is not possible to state an application compatibility claim. Contact your representative for compatibility advice.	For best results, store between 5°C-25°C. Store out of direct sunlight. Do NOT freeze. Do NOT allow powder to become damp during storage. This is a stabilised live biological product and should be handled and stored accordingly. Store in original containers only. Observe product label for expiry date.

NexusProvide



ROOT




SOIL



SEED

Application Rates & Methods

Crop	Rate	Method	Critical Comments
All Cereals, Most Legumes, Sorghum, Maize & Cotton	100-150 g/ha	Seed Treatment	Apply directly to the seed prior to planting.
	100-150 g/ha	Spray (Ground)	Directly over row at emergence.
Pasture – Grazing	100-150 g/ha	Seed Treatment	 Require crop specific recommendations? Contact your representative for individual technical advice.
Pasture – Dairy & Fodder	100-150 g/ha	Seed Treatment	Planting or renovation.
	100-150 g/ha	Spray (Ground)	Apply after cutting or post-grazing.
Pasture – Cover Cropping	100-150 g/ha	Spray (Ground)	Directly over row at emergence.
	100-150 g/ha	Seed Treatment per 100kg seed	Apply directly to seed ensuring even coverage.
Vegetable Crops Tomato, Capsicum, Lettuce, Chilli, Cucumber, Melon, Peanut, Carrot, Celery, Parsnip, Parsley, Potato, Coriander, Hemp and Hops	100-500 g/ha	Seed Treatment	Apply directly to the seed prior to planting.
	100-500 g/ha of seedlings	Drench (Seedling)	Transplanting: Drench seedlings in trays prior to transplanting (for plants growing longer than six weeks).
Berries Strawberry, Raspberry, Blackberry and Blueberry	100-500 g/ha	Spray (Ground)	Planted: Directly over planted rows at emergence. Direct Seeded: In-furrow injection, placed over seed.
Flowers & Bulbs			
Fruit & Nut Tree Crops Avocado, Lychees, Mangoes, Kiwifruit, Bananas, Paw Paw, and Viticulture Stone Fruit – including Plum, Peach, Apricot, Cherry Pome Fruit – including Apple, Pears Citrus, all; Nut Trees – including Almond, Hazelnut, Walnut, Pecan	0.5 - 2.5 g per sleeve, pot or plant, or, 100-500 g/ha	Drench (Root)	New Planting – Apply up to 2 applications in 1st year: 1. Application at planting. Pour mixture over the roots of the plant, or in sleeve (100 mL per plant). 2. Application 2-3 months after planting. Apply as a drench around the tree base. Ensure good agitation during application.
	0.5-2.5 g/plant or 100-500 g/ha	Spray (Ground)	Established trees – Apply at the plant base: One application per Spring (early to mid Summer) season. Up to 2.5g per plant.
Turf & Greens	100-150 g/ha of seed	Seed Treatment	Application at seeding from Spring through to late Summer.
	100-150 g/ha	Spray (Ground)	Directly over area at emergence or after cutting.
Hydroponics & Protected Cropping	0.5-2.5 g/plant or 100-500 g/ha	Drench (Seedling) or Seed Treatment	Apply to trays, pots or grow blocks at seeding. Up to 1 g per 10-20 plants growing longer than four to six weeks. Suggested up to 20 spores per seed - applied evenly to each seed or using a drench with medium-coarse nozzles.
	0.5-2.5 g/plant or 100-500 g/ha	Drench (Root)	Apply to blocks - for plants growing longer than six weeks and containing 1-5 established plants. Up to 100 spores per grow block or pots - evenly distributed.

NIL withholding period. Do not open the pack until ready to use. Refer to the Safety Data Sheet (SDS) before using. Gloves and face masks should be used while preparing and applying the product.

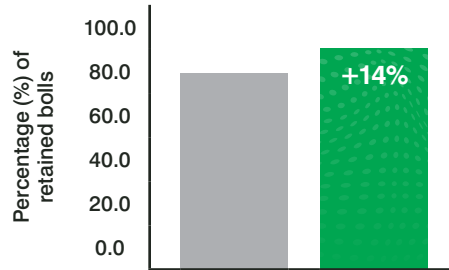


Broadacre crops

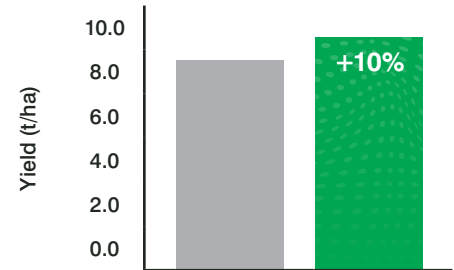
Cotton: Spray application (sprayed over soil mounds) of 150 g/ha of *Rhizopagus irregularis* MUCL57891 in NexusProvide on cotton fields at time of sowing increased boll retention by 14% and final yield by 10%.

Source: NEM (2023/24, NSW, Australia)

Inoculation of cotton with *Rhizopagus irregularis* MUCL57891 in NexusProvide increased boll retention by 14%



Inoculation of cotton with *Rhizopagus irregularis* MUCL57891 in NexusProvide increased yield by 10%.

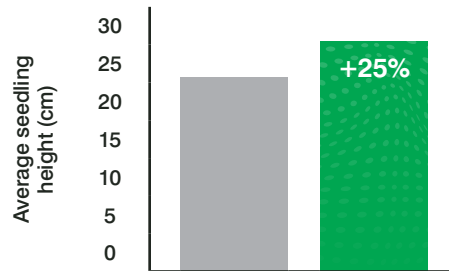


Pome (pip) fruit

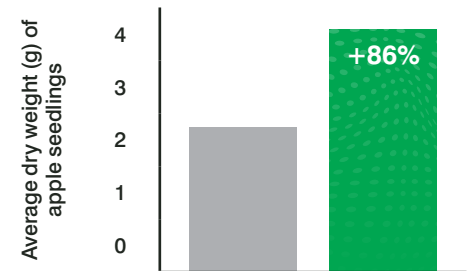
Apples: Application of 0.6g per plant (1200 spores per plant) of *Rhizopagus irregularis* MUCL57891 applied as a soil drench at time of planting increased the average plant height by +25% and weight by +86% after 12 weeks.

Source: Lallemand (2003, France)

Inoculation of apple seedlings with *Rhizopagus irregularis* in NexusProvide increased height after 12 weeks by +25%



Inoculation of apple seedlings with *Rhizopagus irregularis* in NexusProvide increased dry plant rate by +86% after 12 weeks



Rhizopagus irregularis MUCL57891

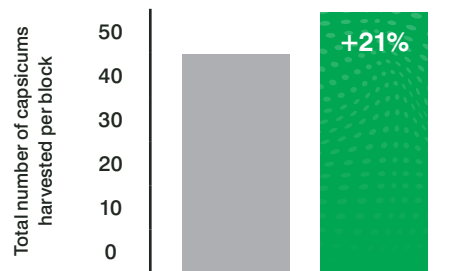
Untreated control

Field Vegetables

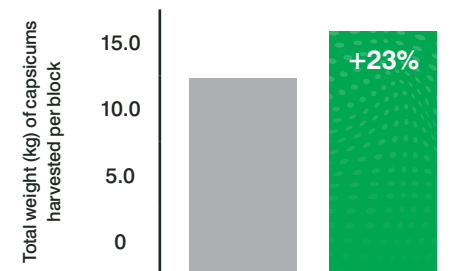
Capsicum, Sweet (bell) pepper: 0.028g per plant (56 spores per plant) of *Rhizopagus irregularis* MUCL57891 applied by drenching seedling trays increased the number of capsicums harvested by +21%, and the total harvested fruit weight by +23%.

Source: Lallemand (2006, Spain)

Inoculation of capsicums with *Rhizopagus irregularis* MUCL57891 in NexusProvide increased total number of capsicums harvested by +21%



Inoculation of capsicums with *Rhizopagus irregularis* MUCL57891 in NexusProvide increased the harvested fruit weight by +23%



NexusProvide

Customer Technical Support: Speak with our friendly support team if you need to seek specialist or product compatibility advice.



New Edge Microbials Pty Ltd
3 Moloney Drive,
Wodonga, VIC 3690 Australia

PHONE +61 2 6025 0044
EMAIL newedge@nem.com.au
ORDERS orders@nem.com.au



Want to learn more? For more information on getting the best out of NexusProvide visit microbials.com.au or talk to your local New Edge Microbials representative, New Edge Microbials Pty Ltd, ABN 93 093 133 530. The information and recommendations set out in this brochure are based on tests and data believed to be reliable at the time of publication. Results may vary, as the use and application of the product(s) is beyond our control and may be subject to climatic, geographical or biological variables, and/or developed resistance. Any product referred to in this brochure must be used strictly as directed, and in accordance with all instructions appearing on the label for that product and in other applicable reference material. So far as it is lawfully able to do so, New Edge Microbials Pty Ltd accepts no liability or responsibility for loss or damage arising from failure to follow such directions and instructions.